

CPT-123 / CPT-223

10 tons and 20 tons, CPTu & DMT Geotechnical Rig



CPT-123 / CPT-223

10 tons and 20 tons CPTu & DMT Geotechnical Rig



These amazing compact rigs are the smallest 20-ton CPT machines on the market (also available in 10-ton).

Our CPT-223 and CPT-123 both feature unique folding anchoring mast systems, allowing increased maneuverability in tight spots. These rigs also feature 23 hp gasoline engines, built-in pipe racks and power inverters.

These compact and powerful CPT test drill rigs include a standard dual-hydraulic cylinder mast with anchoring drive head.

These rigs can be truck, trailer or track-mounted.

23 HORSEPOWER
Gasoline engine

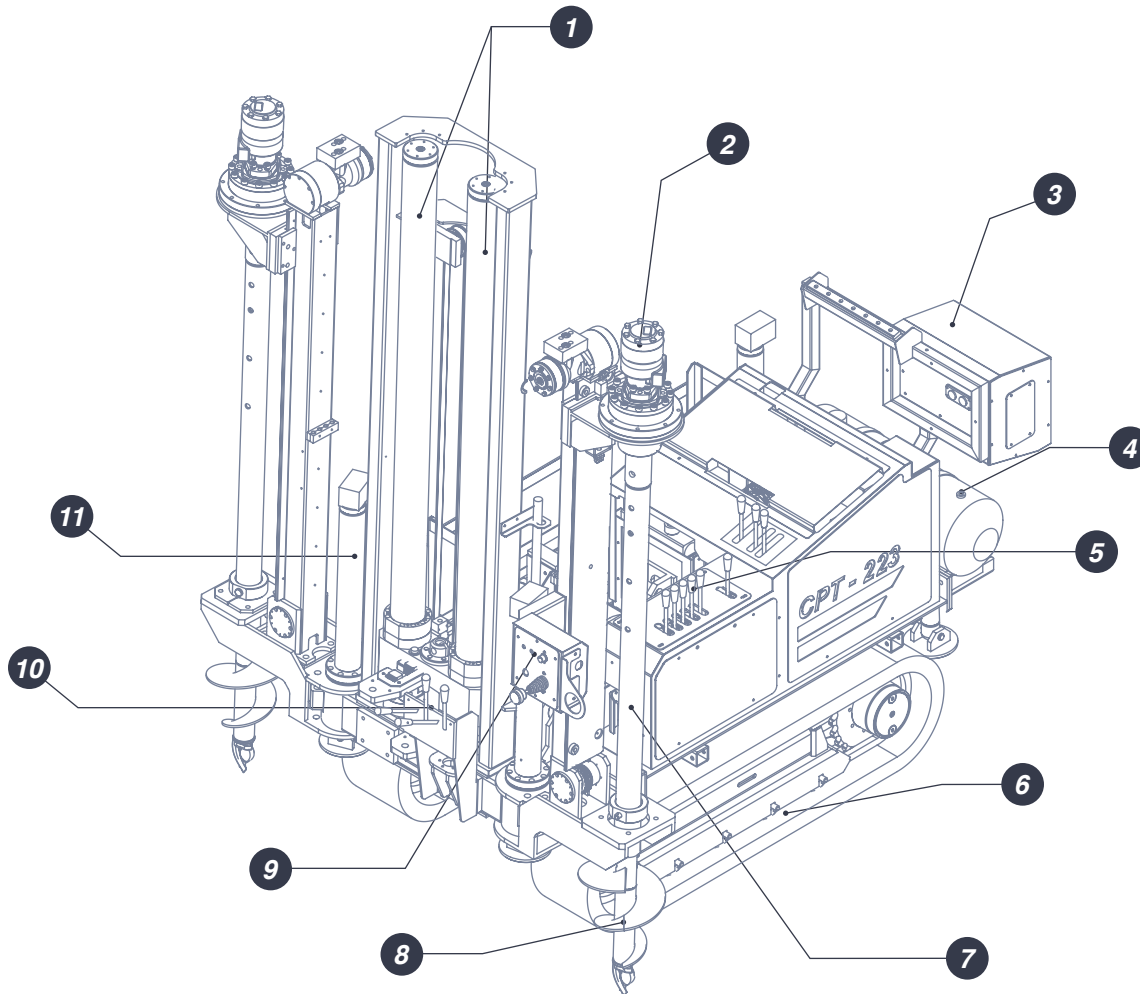
22 GPM HYDRAULIC FLOW
83.27 LPM

10-15 CENTIMETERS CONE
Use the 10 or the 15 cm CPTu Cone

20-10 TONS CAPACITY
Available in 20 tons or 10 tons push capacity

CPT-123 / CPT-223

10 tons and 20 tons CPTu & DMT Geotechnical Rig



- | | |
|------------------------------------|------------------------------------------------------|
| 1. Push cylinder (20 ton / 10 ton) | 7. Telescopic anchor tube (left / right) |
| 2. Anchor motor (left / right) | 8. Tapered or straight helical anchor (left / right) |
| 3. Electrical box | 9. Control panel |
| 4. Fuel tank | 10. Anchor valves |
| 5. CPT rig set-up valves | 11. Outriggers (2x front / 2x rear) |
| 6. Rubber tracks (left / right) | |

Engine

- 23 hp (17 kW), gasoline engine
- Air cooled
- 12 V electric start
- Emergency stop button
- Rpm gauge

Hydraulic System

- 22 gpm (83.27 lpm) max hydraulic flow
- Max 3000 psi (206 bar)
- 2-stage gear pump
- Feather touch controls
- Oil cooler

Track System

- Stationary track system (250 mm wide 1727 mm long - 9.8" wide 68" long)
- 2B track motor with automatic brake system
- Built-in grease filled tensioning arm and spring

Mast

- Dual-cylinder mast for CPT and DMT with anchoring drive head
- Tilt position for traveling
- 5 ft (1.5 m) stroke
- 20 tons (40,000 lbs) pull down force (also available in 10 tons)
- 26 tons (52,000 lbs) pull up force

CPT and DMT Push Head

- Top down CPT and DMT push system
- CPT cone and DMT Flat blade sold separately (see next page)

Leveling Outriggers

- 4 hydraulic level outriggers with independent controls

Accessories

- Auxiliary power inverter
- CPT rod rack

Fuel Tank

- 10 gallon (37 liters) fuel tank with fuel sending sensor

Hydraulic Oil Tank

- 55 gallon (208 liters) hydraulic oil tank with built in site level glass

TMG/ENA CPTu Equipment (Sold separately)

- CPT cone (10cm or 15cm) x 2
- Data acquisition system x 1
- Data acquisition software 1
- 30 meters CPT cable x 1
- Conical tip for cone x 2
- Friction sleeve x 2
- Complete set for de-airing filters including stainless-steel funnel x 1
- Pore pressure filters x 50
- Silicon oil (1 liter) x 5
- Set of o-rings for cone x 2
- Quad-rings for cone x 10
- CPT rods (1.44 od x 1 m long) x 30
- Friction reducer 4 cams x 1
- Friction reducer ring x 1
- Seismic option and other upgrades available

DMT Equipment (Sold separately)

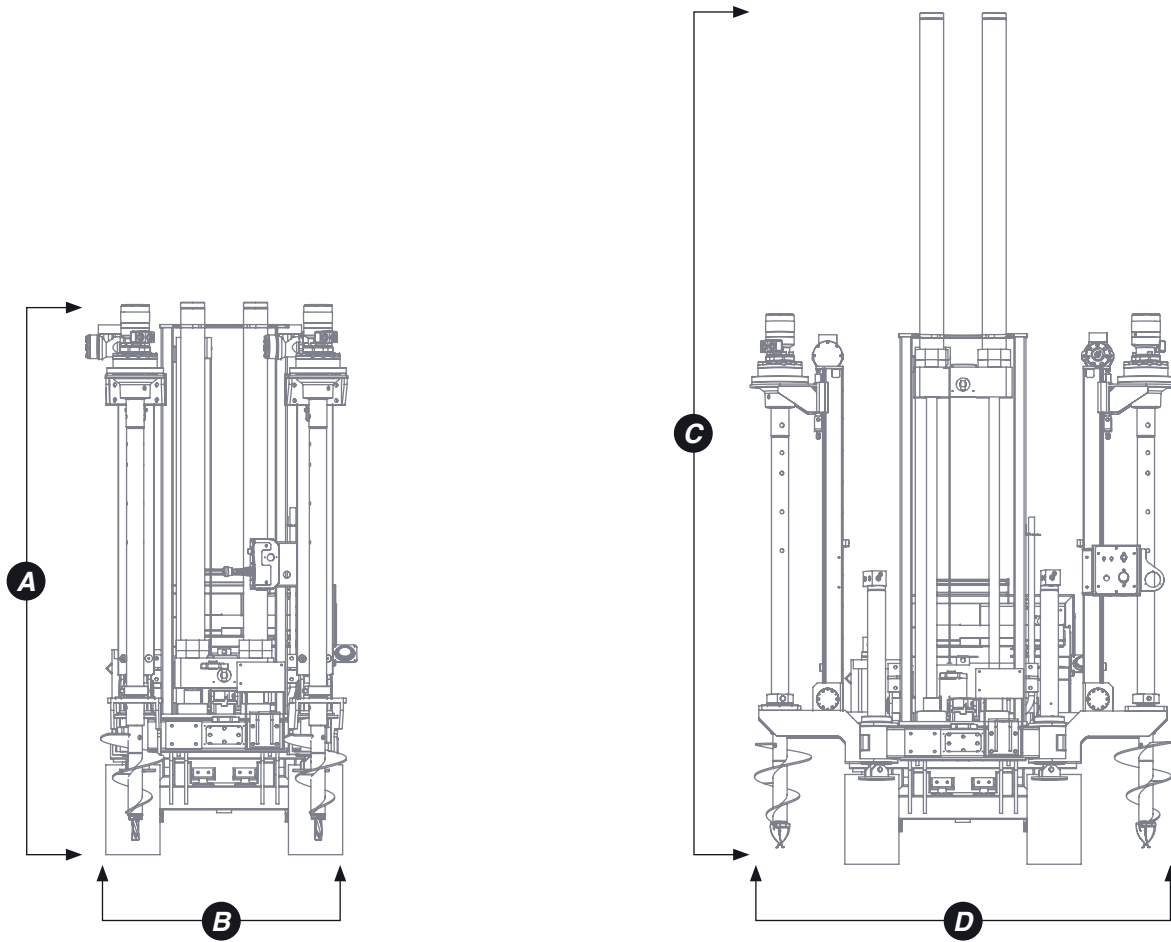
- High strength DMT blades x 2
- Control unit integrating automatic acquisition for DMT readings x 1
- 102 meters of pneumatic-electrical cables (18m NE, 25 m NE, 25 m E, 34 m NE) x 1
- Membranes for DMT blade x 2
- Calibration equipment (syringe and short calibration cable) x 1
- Auxiliary components (tool box, adaptors, spare parts and consumable items) x 1
- Lower adaptors for connecting DMT blade to CPT rods x 2
- Remote training included x 1

Options

- Remote control for driving operations
- Multiple anchoring options available

CPT-123 / CPT-223

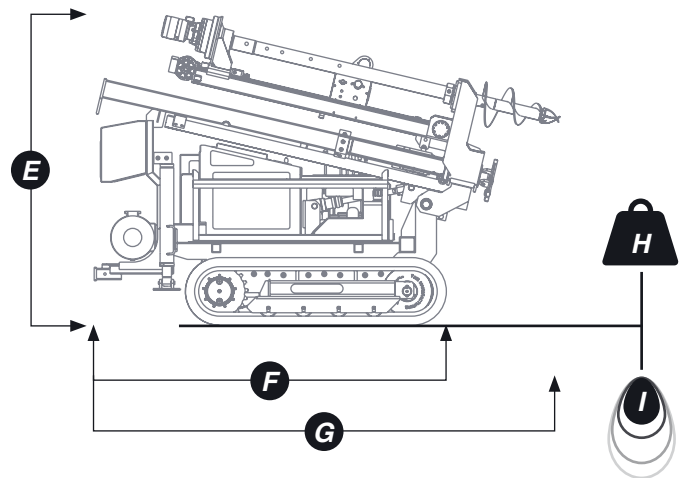
10 tons and 20 tons CPTu & DMT Geotechnical Rig



A	B	C
HEIGHT (CYLINDERS RETRACTED)	WIDTH (ANCHORS RETRACTED)	HEIGHT (CYLINDERS EXTENDED)
95" (7.9') - 241 cm	39.5" (3.29') - 100 cm	138" (11.5') - 350 cm

D	E	F
WIDTH (ANCHORS EXTENDED)	HEIGHT (MAST TILTED)	LENGTH (MAST TILTED)
69" (5.75') - 175 cm	71" (5.9') - 180 cm	101" (8.41') - 257 cm

G	H	I
LENGTH (BODY)	WEIGHT (APPROXIMATE)	GROUND PRESSURE (APPROXIMATE)
79.3" (6.58') - 200 cm	3000 lbs - 1360 kg	3.75 psi



CPT-123 / CPT-223

10 tons and 20 tons CPTu & DMT Geotechnical Rig



Our locations

Visit us, we will be happy to welcome you.

Corporate headquarters



Address: 5517 W. Sligh Ave, Suite 100. Tampa, FL 33634

Phone: (813) 464-2299

Toll-Free: 1-888-508-RIGS (7447)

Email: info@tmgmfg.com

Website: www.tmgmfg.com

Latin America Branch



Address: Ofibodegas Milano B16, Alajuela, Costa Rica

Phone: (506) 4001-5984

Email: info@tmgdrill.com

Website: www.tmgdrill.com

Join the conversation

We would be glad to see you online.



Professional

[TMG Manufacturing](#)



Videos

[TMG Manufacturing](#)



Social

[TMG Manufacturing](#)



Direct Message

[\(506\) 7073-5061](#)



Pictures Gallery

[TMG Manufacturing](#)